
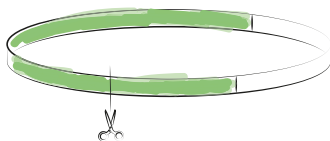
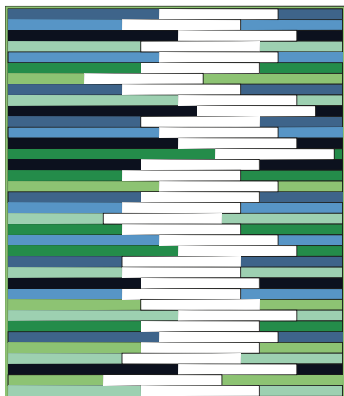


TYPE IT



size 62x72

TYPE IT



Materials List

1 colorful Jelly Roll
1 white Junior Jelly Roll

- Choose 36 colored strips.
- Split the strips of the white Jelly Roll in equal halves (make 36 strips, 22")
- Join a colored and a white strip on their both ends to form a ring.
- Cut through the colored part of the ring (somewhere between the middle and about 10" from white apart).
- Make these cuts for every strip just random.
- Join strips on their long side as shown in the quilt layout diagram.

Quilt top should be 62 1/2" x 72 1/2".

moda

www.unitednotions.com