



JUNE/JULY 2020

From the Executive Director

by Tammany McDaniel

The past few months have been challenging for many of our members. We want to thank everyone who reached out and helped other members—your care and compassion is a beautiful expression of member support.



Tammany McDaniel
Executive Director

Shortly before closing for public safety concerns, we awarded our quarter-millionth veteran with a QOV in March, 2020. Your work, fundraising, and activism brought us to this milestone number. Thank you.

Quilting companies continue to support our efforts through donations based on specific purchases. Keepsake Quilting is contributing to QOVF when you purchase select 108"-wide backing fabrics. Check out their website at www.KeepsakeQuilting.com and remember to enter the promo code DonateQOV at checkout. Connecting Threads is again offering the Quilts of Valor Thread Set. It's a wonderful selection of threads that compliment patriotic-theme quilting. A portion of the proceeds for every purchase of the thread sets is donated to QOVF. Please visit them at www.connectingthreads.com. Thank you to both companies for their support.

The QOVF Board of Directors has been working to award service members and veterans nominated in late 2017 who have been waiting due to remote locations or other logistical challenges.

The board has also been working on building relationships for national-level fundraising. When board members network in local areas, they may liaise with you to discuss how your local fundraising and efforts are proceeding. Each board member serves QOVF following a five-fold purpose:

- 1) Manage the Executive Director
- 2) Determine our Mission, Vision, and Goals
- 3) Protect our legal status with the IRS and States
- 4) Protect our brand, logo, and good name
- 5) Raise money to support the Mission

A reader of *Wrapped Up In Christmas* was moved to make a QOV; it was awarded in Ohio in June. Thank you to that reader, all the readers who have contributed to QOVF through their purchase of the book, and to Hallmark/Crown Media. QOVF has been advised there are two more stories approved in the *Wrapped Up In...* series. Stay tuned for updates as we learn more.

The new QOVF website is under construction. We will share screen shots of the progress throughout the summer. When we launch the new website, the QOVF Wholesale Store will return online. Orders will then be able to process via credit card payment or through a transfer from deposited/group-raised funds. Those who prefer to pay by check will also have that option. New products include luggage tags for your carts, cases, and portable items.

Thank you supporting the QOVF mission to change the lives of our service members and veterans touched by war.

PATRIOTIC QUILTERS BAND TOGETHER FOR BIG DAY

By Theresa K. Anderson, Palm Beach
Patriotic Quilters

Sunny south Florida was gloomy and rainy on QOVF 2020 National Sew Day. But the Palm Beach Patriotic Quilters QOVF Group brought smiles, love, and sunshine along with their machines to The Inspired Sewist quilt shop in Jupiter, FL. It was standing room only as 25 ladies formed seven teams of sewists, trimmers, and pressers, all working together to sew comforting QOVs for local veterans and service members.

After stacks of fabric strips were sewn into blocks, pressed, and trimmed, blocks were laid out in pleasing



Charly and Loretta McDonald enjoy a moment after he was wrapped in his QOV.

Patriotic Quilters continued on page 2

arrangements. The floors became design walls, as throughout the shop ladies were on their knees turning blocks this way and that, until just the perfect order was achieved. Quilts were everywhere!

Following a short midday break to recharge with lunch, prizes, and a little fabric shopping, our guests of honor arrived: Charles (Charly) Donald, U.S. Army and Vietnam War veteran. He was accompanied by his wife of 51 years, Loretta. Our group was deeply honored to award Mr. McDonald his QOV that day. He was deeply moved as well and shared heartfelt comments that reminded us all of why we gather to sew red, white, and blue fabrics together into beautiful quilts.

After wrapping Charly, thanking him for his service, sacrifice, and valor, and welcoming him home, he took an emotional walk around the room. He shook each hand and thanked each



The Palm Beach Patriotic Quilters QOV Group of Jupiter, FL, went all in for the stars and stripes as they worked together on National Sew Day to create QOVs.

sewist for their efforts in support of our veterans.

At the end of a long, fun day, seven beautiful quilt tops were ready to have borders attached and then be sent off to the longarm quilter. Seven

more QOVs will soon be wrapped with loving gratitude around the proud shoulders of seven of America's sons and daughters who have honorably defended her freedom.

QOV AWARD HITS CLOSE TO HOME

By Carol Ullo

My family held a post-Christmas gathering on January 25, 2020. In addition to fellowship among family, the day was also chosen to award a QOV to my sister's husband, Allen Bunn. Twenty-five family members gathered around as I shared the presentation reading that I have delivered more than 30 times before in QOV award ceremonies. But this time was different for me. It was personal.

I knew Allen when we were in high school, and remember when he enlisted at age 17. I remember learning that he was stationed in Qui Nho'n Vietnam. I wrote to him and sent him packages. He served two tours in Vietnam in Military Intelligence before returning to the U.S. and going on with his life. He joined our family four years ago, becoming my brother-in-law, marrying my widowed older sister.



Allen Bunn received his QOV award during a family gathering with 25 family members in attendance.

"This is the best gift I have ever received," Allen said, as he received his award and wiped away a tear. "I have always felt that it was an honor and a privilege to serve my country."

This was the most poignant ceremony I have had the privilege take part in. Now I truly understand the depth of its meaning to our recipients.

RESUMPTION OF QOV AWARDS

by Tammany McDaniel

Currently, on the QOVF website, we have noted we will not resume awarding QOVs until August 31, 2020. We may extend the hold on making awards as we determine more about the prevalence of the virus and its effects nationwide.

As we learn more about the state-level planned phases of increased

contact, we want to remind you that the best sources of information are the Centers for Disease Control and Prevention (CDC), the World Health Organization (WHO) or your local governor's office.

The award of a Quilt of Valor is very personal and involves close contact, and often physical contact, with the nominated service member or veteran. We ask that you know whether your state or community is moving forward with approved gatherings and whether

the planned ceremony meets those guidelines for size, location, and such.

Most importantly—regardless of your state's determination—if you do not feel ready or are at risk for health complications, we are asking you NOT to make awards. Your health and safety is important to us.

Thank you for your good cheer, mask making, and other contributions during this time. We are an awesome team!

FREE PATTERN FOR QOVs

Provided by Kathey Bates

Editor's Note: QOV member Kathey Bates usually creates a QOV pattern for her group's sew day events. She's offered to share some of those patterns in upcoming issues of *Threads*. Beta-tested by her group members, Kathey pays special attention to the sizing to make sure it fits the QOV guidelines. Please enjoy Swirling Stars in this issue and thank you to Kathey!

FABRIC REQUIREMENTS:

This quilt is designed to be made with blenders or fabrics which read as solids. True solids are not recommended, as blenders provide texture. (Stonehenge Stars and Stripes II fabrics are recommended.)

Cream/White Blender: 1¾ yards

Light Blue Blender: 2½ yards

Dark Blue Blender: 2½ yards

Red Blender: 1¾ yards

If making a matching pillowcase, ensure that you have a 24" cut of the fabric for the body, and a 12" cut for the cuff, plus a 1" strip for the trim.

CUTTING:

(All initial cuts are width of fabric)


For the Swirling Star blocks:

Of the Cream:

Cut six 4½" strips. Cut into 4½" blocks, and then in half diagonally for half-square triangles. You will need a total of 120 (eight per block, 15 blocks)

Swirling Stars

(62" × 82")



continued on page 4

Of the Light Blue:

Cut six $4\frac{1}{8}$ " strips. Cut into $4\frac{1}{8}$ " blocks, and then in half diagonally for half-square triangles. You will need a total of 120, as above.

Cut one $2\frac{1}{2}$ " strip. Cut into $2\frac{1}{2}$ " blocks, and then in half diagonally for half-square triangles. You will need a total of 45.

Of the Red:

Cut one $2\frac{7}{8}$ " strip. Cut into $2\frac{7}{8}$ " squares for a total of 15 squares.

For the Hourglass blocks:

You will need a total of 16 blue/light blue hourglass blocks and 4 red/cream hourglass blocks.

Of the dark blue:

Cut six $11\frac{1}{4}$ " strips. Cut into $11\frac{1}{4}$ " blocks, then into quarter-square triangles. You will need a total of 32 dark blue triangles.

Of the light blue:

Cut six $11\frac{1}{4}$ " strips. Cut into $11\frac{1}{4}$ " blocks, then into quarter-square triangles. You will need a total of 32 light blue triangles.

Of the Red:

Cut one $11\frac{1}{4}$ " strip. Cut into $11\frac{1}{4}$ " blocks, and then into quarter-square triangles. You will need a total of eight triangles.

Of the Cream:

Cut one $11\frac{1}{4}$ " strip. Cut into $11\frac{1}{4}$ " blocks, and then into quarter-square triangles. You will need a total of eight triangles.

For the Borders:

Outer border: Of the dark blue, cut eight 4" strips. Borders are pieced.


Inner border: Of the red, cut eight $2\frac{1}{2}$ " strips. Borders are pieced.

For the binding: Cut eight $2\frac{1}{4}$ " strips. If you prefer a wider binding, there is sufficient fabric for $2\frac{1}{2}$ "-wide strips.


MAKE THE BLOCKS:

Swirling Star:


Assemble the half-square triangle blocks: Pair up the cream and light blue triangles, and sew together as shown. Press to light blue. You will need a total of eight units for each block, for a total of 120 units.



Assemble the center unit: Sew four of the smaller light blue triangles to the sides of the $2\frac{7}{8}$ " red squares. You will need a total of fifteen center units.




Assemble the blocks as shown: Take care in rotating the half-square triangle units to get the central Friendship Star and the outer swirls.




Make a total of fifteen blocks.

Blue/light blue Hourglass blocks:

Sew each of the dark blue triangles to a light blue triangle, creating a larger triangle, as shown: Press to dark.



Sew each triangle to another triangle along the baseline, for an Hourglass block, as shown:



Make a total of sixteen.

Make the red/cream Hourglass blocks. Using the same method as above, assemble the red/cream blocks.



Make a total of four.

ASSEMBLE THE QUILT:

Referring to the Quilt Assembly diagram, assemble the quilt in horizontal or vertical rows, taking care to rotate the Hourglass blocks to create the large star effects.

Add the inner and outer borders, and layer and quilt as desired.

Call to Action! No Veteran or Servicemember left behind!

Quilts of Valor groups have awarded more than 249,000 Quilts to service members and veterans. This is a huge accomplishment and something we can all be proud of.

Unfortunately there are still some nominees who have been waiting a very long time, some as long as 3 years.

Your board of directors is very sensitive to this backlog and want to lead the charge to leave no service member, Soldier, Sailor, Marine, Airman, Coast Guardsman or Veteran, who has been "Touched by War" behind.

Your Board has committed to making and dedicating 25 quilts specifically to the oldest requests in the upcoming months.

If you would like to join the Board Members in reducing the backlog across the country, contact your group leader or state or district coordinator for ways to help



Phone: 515-619-6556
P.O. Box 191, Winterset IA 50273



Quilts Reported

2012: 6,169
2013: 12,314
2014: 17,373
2015: 18,772
2016: 19,051
2017: 24,123
2018: 30,745
2019: 33,375
2020: 8,322

Total: 250,807

(from date of first recorded award
through 30 June, 2020)

The mission of the Quilts of Valor Foundation is to cover service members and veterans touched by war with comforting and healing Quilts of Valor.

QOVF Core Values

Treating people with respect • Promoting excellence • Valuing service over self • Being accountable



**QOVF Founder and
Board Member Emeritus**
Catherine Roberts

Board Member Emeritus
Walt Davis
Marianne Fons
Eric McCarty
June Moore

Board of Directors
Sue Reich, Chair
Maggie Klenke, Secretary
Brenda Edwards, Treasurer
Tony Jacobson, Member
Mary Kerr, Member
John Oxley, Member
Rebecca Glasby, Member

Executive Staff
Tammany McDaniel, Executive Director
tammany.mcdaniel@QOVF.org

Ginger Fondren, Assistant Executive
Director
ginger.fondren@QOVF.org

Luann Gilman, Accounting Manager
luann.gilman@qovf.org

Kathleen Boldman,
Membership Administrator
kathleen.boldman@qovf.org

Membership questions and notices
Membership@qovf.org

Margie Eisenbeis, Co-Longarm Coordinator
(east of MS river)
margie.eisenbeis@QOVF.org

Amy Martin, Co-Longarm Coordinator
(west of MS river)
amy.martin@qovf.org

Janice Lewis, Individual Request &
Destination Coordinator
janice.lewis@QOVF.org

Marketing and Public Relations Director
(open position)

Suzanne DiCarlo,
Information Desk Coordinator
suzanne.dicarlo@QOVF.org

Jennifer Keltner, Managing Editor
jennifer.keltner@QOVF.org

Certified Quilt Business Coordinator
(open position)

IT Director
(open position)

Special Events Coordinator
(open position)

Under Our Wings Program Coordinator
(open position)

Facebook/Twitter Admin
Terry Burtchell
terry.burtchell@QOVF.org

Mailing Address:
Quilts of Valor Foundation
PO Box 191
Winterset, IA 50273

For more information about QOVF, see
www.QOVF.org

For more information about the BOD,
the QOVF staff, and how to contact your
State Coordinator (SC) go to
www.qovf.org/meet-us/

Photos that appear in *Threads* are either
used with permission or are public domain
images. The editorial team makes every
effort to credit photographers.

amazon smile [here](#)

Newsletter

Tammany McDaniel, *Editorial Director*
Jennifer Keltner, *Managing Editor*
Tony Jacobson, *Graphic Designer*
Marianne Fons, *Proofreader*

Quilt of Valor®, Quilts of Valor®, and QOV® are registered trademarks of the Quilts of Valor Foundation.